


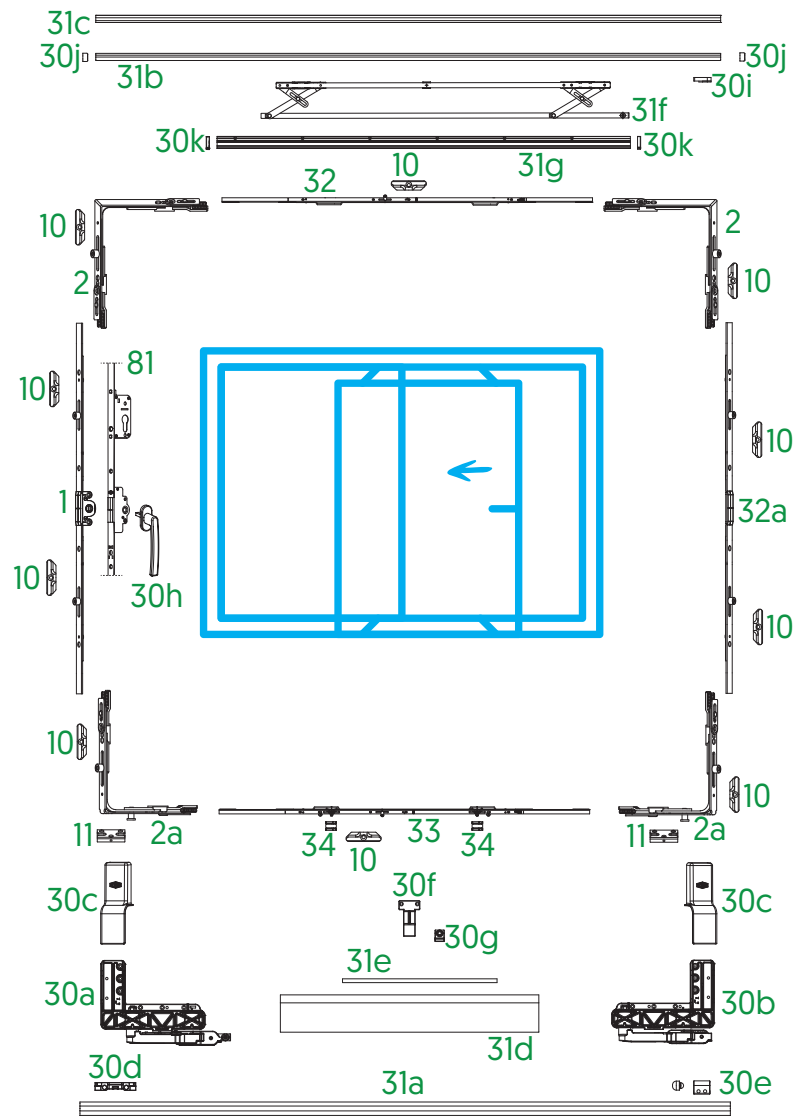
Parallel Tilt&Slide System



Parallel Tilt&Slide System Chart

Single Sash Application

1	T&T Gear	page 27-41
2	Corner Slider	page 56-66
2a	Security Corner Slider	page 56-66
10	Striker	page 100
11	Security Cam Striker	page 100
30a	PTS Master Bogie	page 215
30b	PTS Slave Bogie	page 215
30c	PTS Bogie Covers	page 215
30d	PTS Guide Block	page 215
30e	Buffer for Bottom Rail	page 215
30f	Cover Fillet Support	page 215
30g	Support Block	page 215
30h	PTS Handle	page 215
30i	Buffer For Top	page 215
30j	Guiding Rail Cover	page 215
30k	Stay Guide Cover	page 215
31a	Running Rail	page 215
31b	Guiding Rail	page 215
31c	Screw Cover Profile	page 215
31d	Cover Profile	page 215
31e	Connection Rod	page 215
31f	PTS Stay	page 215
31g	Guiding Stay Rail	page 215
32	Connection Gear	page 219
32a	Connection Gear (Vertical)	page 215
33	PTS Automatic Gears	page 215
34	Parallel Sliding Striker	page 215
81	Tilt & Turn Locked Gear	page 43-46



Range of Use

Sash Rectangular Width	600-1600 mm
Sash Rectangular Height	700-2400 mm
Sash Weight	maks. 130 kg

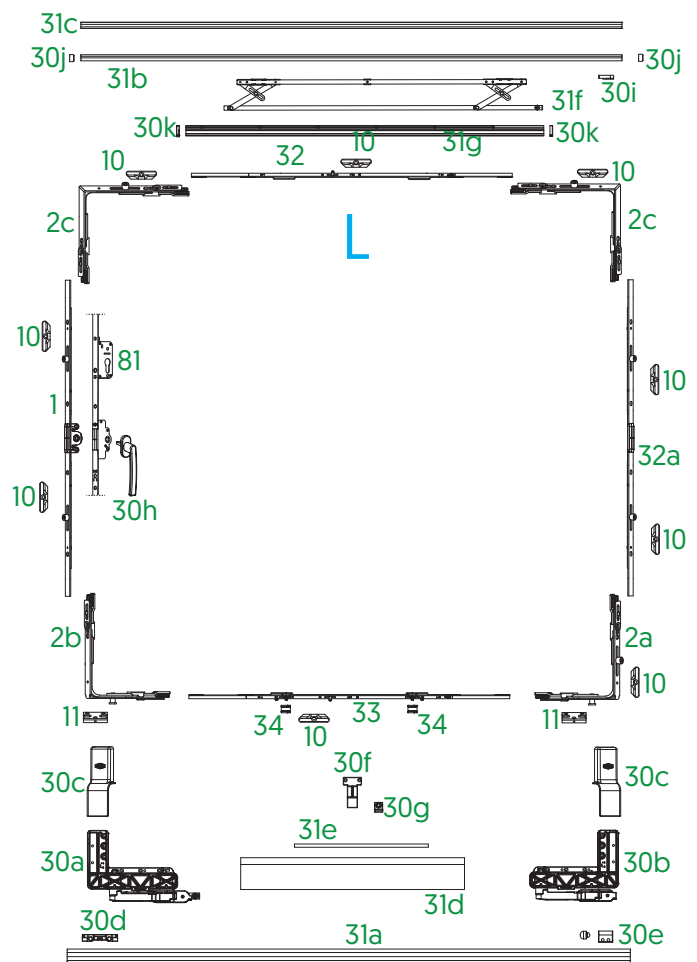
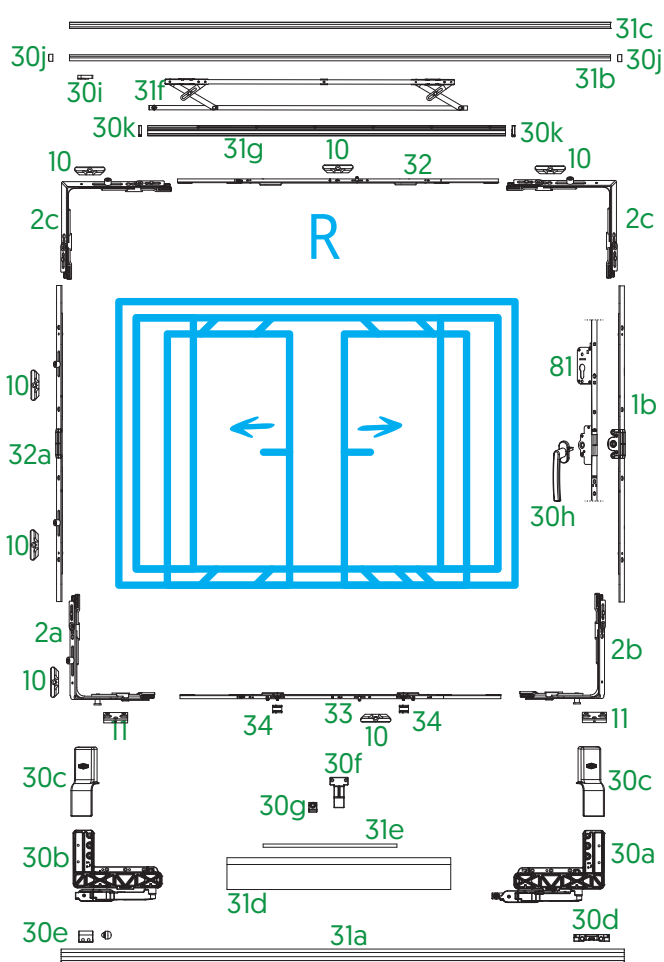
Parallel Tilt&Slide System Chart



Double Sash Application

1	T&T Gear	page 28-37
1b	T&T Gear (Without Cam)	page 32
2a	Security Corner Slider	page 56
2b	Security Corner Slider	page 57
2c	Corner Slider	page 54-55
10	Striker	page 100
11	Security Cam Striker	page 100
30a	PTS Master Bogie	page 215
30b	PTS Slave Bogie	page 215
30c	PTS Bogie Covers	page 215
30d	PTS Guide Block	page 215
30e	Buffer for Bottom Rail	page 215
30f	Cover Fillet Support	page 215
30g	Support Block	page 215
30h	PTS Handle	page 215

30i	Buffer For Top	page 215
30j	Guiding Rail Cover	page 215
30k	Stay Guide Cover	page 215
31a	Running Rail	page 215
31b	Guiding Rail	page 215
31c	Screw Cover Profile	page 215
31d	Cover Profile	page 215
31e	Connection Rod	page 215
31f	PTS Stay	page 215
31g	Guiding Stay Rail	page 215
32	Connection Gear	page 220
32a	Connection Gear (Vertical)	page 215
33	PTS Automatic Gears	page 215
34	Parallel Sliding Striker	page 215
81	Tilt & Turn Locked Gear	page 43-46



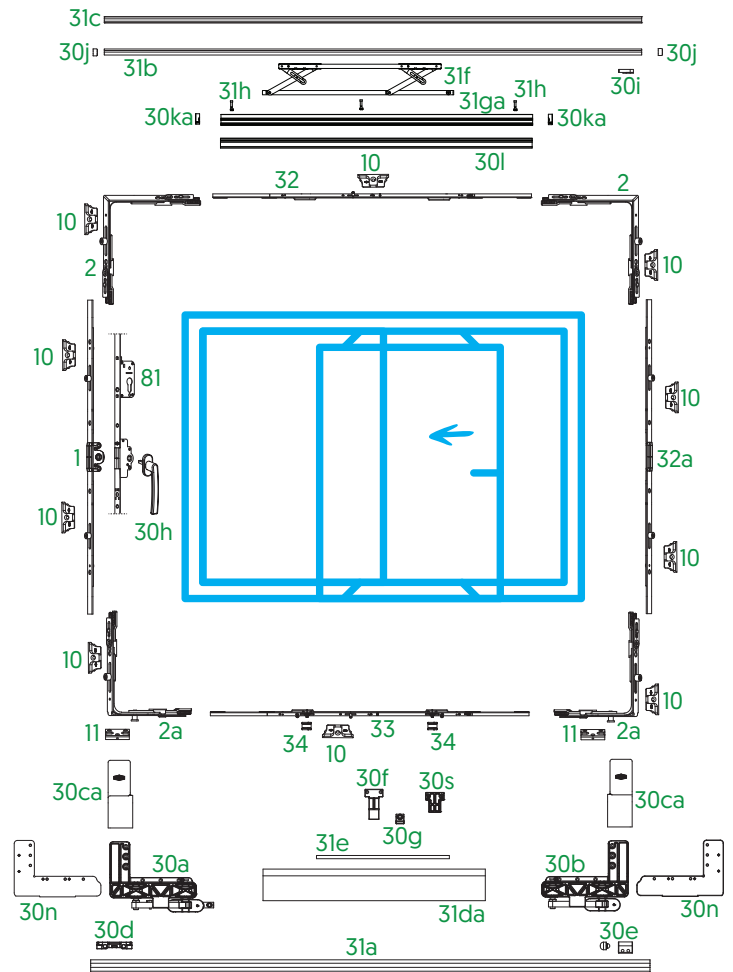
Range of Use

Sash Rectangular Width	600-1600 mm
Sash Rectangular Height	700-2400 mm
Sash Weight	maks. 130 kg

Parallel Tilt&Slide System Chart

Aluminium Application

1	T&T Gear	page 28-37
2	Corner Slider	page 56-66
2a	Security Corner Slider	page 56-66
10	Striker	page 100
11	Security Cam Striker	page 100
30a	PTS Master Bogie	page 217
30b	PTS Slave Bogie	page 217
30ca	PTS Bogie Covers (Aluminium)	page 217
30d	PTS Guide Block	page 217
30e	Buffer for Bottom Rail	page 217
30f	Cover Fillet Support	page 217
30g	Support Block	page 217
30h	PTS Handle	page 217
30i	Buffer For Top	page 217
30j	Guiding Rail Cover	page 217
30ka	Stay Guide Cover (Aluminium)	page 217
30l	Stay Guide Cover (Aluminium)	page 217
30n	PTS Bogie Packers (Aluminium)	page 217
30s	Support Block (Aluminium)	page 217
31a	Running Rail	page 217
31b	Guiding Rail	page 217
31c	Screw Cover Profile	page 217
31da	Cover Profile (Aluminium)	page 217
31e	Connection Rod	page 217
31f	PTS Stay	page 217
31ga	Guiding Stay Rail (Aluminium)	page 217
31h	PTS Screw Set (Aluminium)	page 217
32	Connection Gear	page 220
32a	Connection Gear (Vertical)	page 215
33	PTS Automatic Gears	page 215
34	Parallel Sliding Striker	page 217
81	Tilt & Turn Locked Gear	page 43-46



Range of Use

Sash Rectangular Width	600-1600 mm
Sash Rectangular Height	700-2400 mm
Sash Weight	maks. 130 kg

Parallel Tilt&Slide (Euro Groove) & Kollu



Packing & Contents

Set 1			Left (L)	Right (R)
70a	Corner Slider	4 Qty	V.5700.7L02 / V.5700.7R02	
70b	Connector Set	1 Qty	V.5702.0502	
72b	Supplementary Locking Set	3 Qty	V.5705.0102	
73	Striker	7 Qty	V.5703.0102	
76a	Aluminium PTS Automatic Gear (EuroGroove)	1 Set L/R	V.5707.0102	
76b	PTS Tilt Striker	2 Qty	V.5716.0L02 / V.5716.0R02	
30a	PTS Master Bogie	1 Qty	V.4609.1L02	V.4609.1R02
30b	PTS Slave Bogie	1 Qty	V.4609.2L02	V.4609.2R02
30n	PTS Bogie Packers (Aluminium)	1 Set L/R	V.5707.0402	

Set 2			Rail Length				Color
			2000mm	3000mm	3500mm	2600mm	
			V.4616.0107	V.4616.0207	V.4616.0307	V.4616.0407	White / RAL9016
			V.4616.0108	V.4616.0208	V.4616.0308	V.4616.0408	Brown / RAL 8022
			V.4616.0110	V.4616.0210	V.4616.0310	V.4616.0410	Silver
			V.4616.0116	V.4616.0216	V.4616.0316	V.4616.0416	Black / RAL 9005
30ca	PTS Bogie Covers (Aluminium)	1 Set L/R	V.4607.3L07 - V.4607.3R07				White / RAL9016
			V.4607.3L08 - V.4607.3R08				Brown / RAL 8022
			V.4607.3L10 - V.4607.3R10				Silver
			V.4607.3L16 - V.4607.3R16				Black / RAL 9005
			V.4607.3L32 - V.4607.3R32				Anthracite Grey/ RAL 7016
30d	PTS Guide Block	1 Qty	V.4601.1002				Zinc
			V.4601.1016				Black
30e	Buffer for Bottom Rail	1 Qty	V.4601.2302				Zinc
			V.4601.2316				Black
30f	Cover Fillet Support	1 Qty	V.4601.1415				All colors
30g	Support Block	1 Qty	V.4601.1015				All colors
			T.0210.0107				White / RAL9016
			T.0210.0108				Brown / RAL 8022
			T.0210.0110				Silver
			T.0210.0116				Black / RAL 9005
			T.0210.0132				Anthracite Grey/ RAL 7016
30i	Buffer for Top	1 Qty	V.4601.2402				All colors
			V.4601.2607				White / RAL9016
			V.4601.2608				Brown / RAL 8022
			V.4601.2610				Silver
			V.4601.2632				Anthracite Grey/ RAL 7016
30ka	Stay Guide Cover (Aluminium)	1 set L/R	V.4607.0L07 - V.4607.0R07				White / RAL9016
			V.4607.0L08 - V.4607.0R08				Brown / RAL 8022
			V.4607.0L10 - V.4607.0R10				Silver
			V.4607.0L16 - V.4607.0R16				Black / RAL 9005
			V.4607.0L32 - V.4607.0R32				Anthracite Grey/ RAL 7016
30l	Stay Guide Cover Profile (Aluminium)	1 Qty	V.4609.4003	V.4609.4103	V.4609.4203	V.4609.4303	Silver
			V.4609.4007	V.4609.4107	V.4609.4207	V.4609.4307	White / RAL9016
			V.4609.4008	V.4609.4108	V.4609.4208	V.4609.4308	Brown / RAL 8022
			V.4609.4016	V.4609.4116	V.4609.4216	V.4609.4316	Black / RAL 9005
30s	Support Block (Aluminium)	1 Qty	V.4607.1415				All colors
31a	Running Rail	1 Qty	V.4601.1103	V.4601.1203	V.4601.1303	V.4601.1403	Silver EV1 / EV6
			V.4601.1108	V.4601.1208	V.4601.1308	V.4601.1408	Brown M2
			V.4601.1116	V.4601.1216	V.4601.1316	V.4601.1416	Black / RAL 9005
31b	Guiding Rail	1 Qty	V.4601.0403	V.4601.0503	V.4601.0603	V.4601.2003	Silver EV1 / EV6
			V.4601.0408	V.4601.0508	V.4601.0608	V.4601.2008	Brown M2
			V.4601.0707	V.4601.0807	V.4601.0907	V.4601.2107	White / RAL9016
			V.4601.0708	V.4601.0808	V.4601.0908	V.4601.2108	Brown / RAL 8022
			V.4601.0710	V.4601.0810	V.4601.0910	V.4601.2110	Silver
			V.4601.0716	V.4601.0816	V.4601.0916	V.4601.2116	Black / RAL 9005
			V.4601.0732	V.4601.0832	V.4601.0932	V.4601.2132	Anthracite Grey/ RAL 7016
31da	Cover Profile (Aluminium)	1 Qty	V.4607.3003	V.4607.3103	V.4607.3203	V.4607.3303	Silver EV1 / EV6
			V.4607.3007	V.4607.3107	V.4607.3207	V.4607.3307	White / RAL9016
			V.4607.3008	V.4607.3108	V.4607.3208	V.4607.3308	Brown / RAL 8022
			V.4607.3016	V.4607.3116	V.4607.3216	V.4607.3316	Black / RAL 9005
			V.4607.3032	V.4607.3132	V.4607.3232	V.4607.3332	Anthracite Grey/ RAL 7016
31e	Connection Rod	1 Qty	V.4601.1102	V.4601.1202	V.4601.1302	V.4601.1402	All colors
31f	PTS Stay	1 Qty	V.4609.0102	V.4609.0202	V.4609.0402	V.4609.0502	All colors
31ga	Guiding Rail (Aluminium)	1 Qty	V.4607.1103	V.4607.1203	V.4607.1303	V.4607.1503	All colors
31h	PTS Screw Set (Aluminium)	4 Qty	V.4607.5002				All colors

Parallel Tilt&Slide (Euro Groove) & Handle Transmitter

Packing & Contents

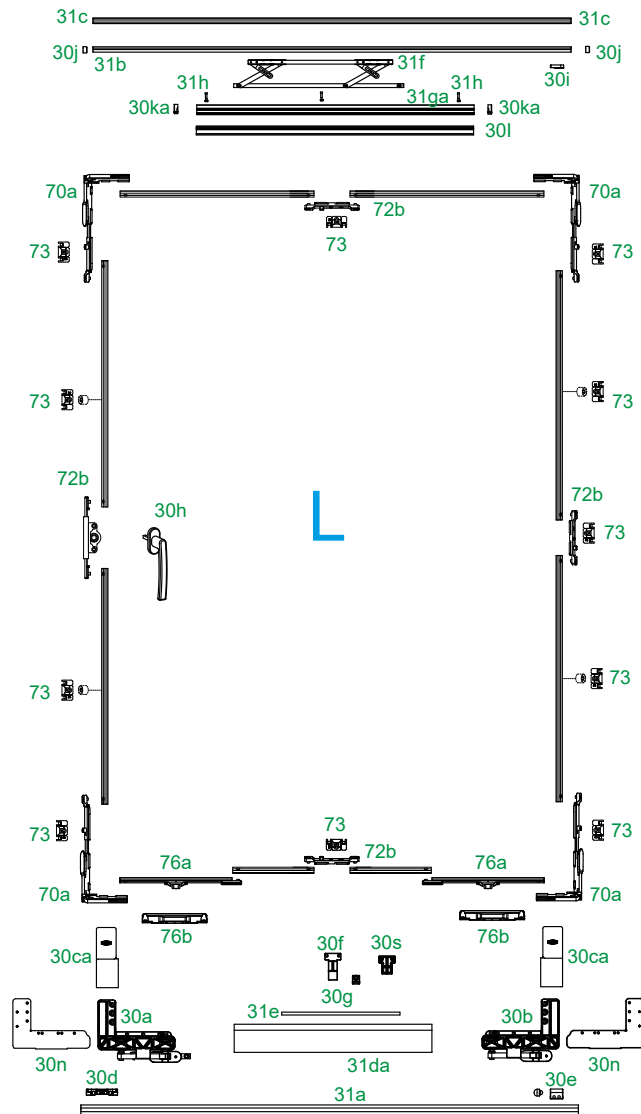
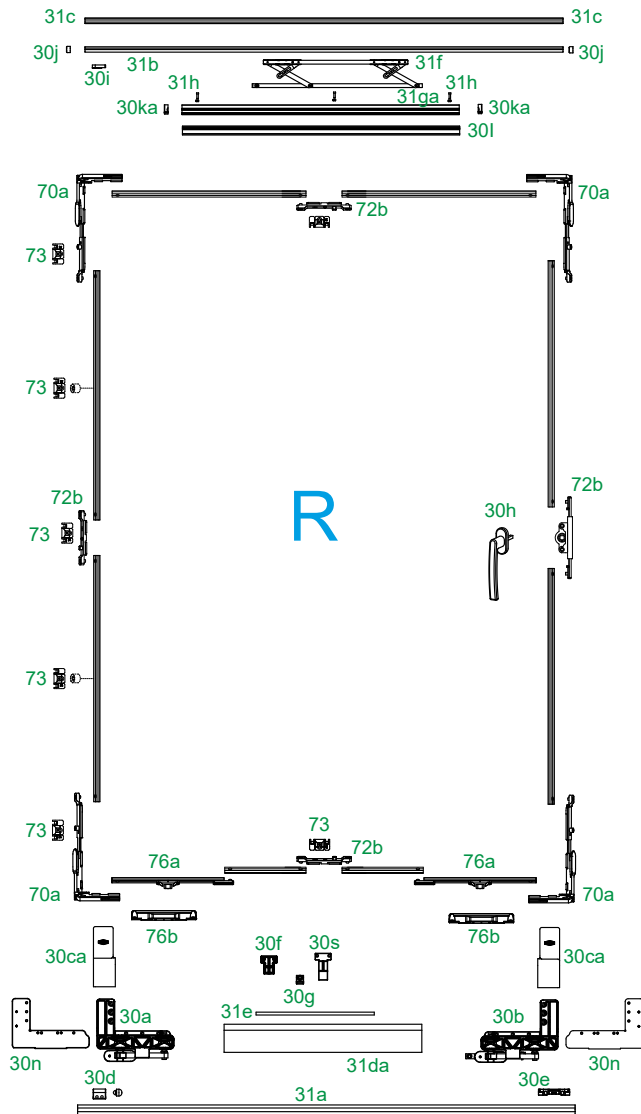
Set 1			Left (L)	Right (R)						
			V.5700.6L02	V.5700.6R02						
70a	Corner Slider	4 Qty	V.5702.0502							
72b	Supplementary Locking Set	3 Qty	V.5703.0102							
73	Striker	7 Qty	V.5707.0102							
75	Handle Transmitter	1 Qty	V.5715.0002							
76a	Aluminium PTS Automatic Gear (EuroGroove)	1 Qty L/R	V.5716.0L02 / V.5716.0R02							
76b	PTS Tilt Striker	2 Qty	V.5707.0402							
30a	PTS Master Bogie	1 Qty	V.4609.1L02	V.4609.1R02						
30b	PTS Slave Bogie	1 Qty	V.4609.2L02	V.4609.2R02						
30n	PTS Bogie Packers (Aluminium)	1 Qty L/R	V.4607.0L15 / V.4607.0R15							
Set 2			2000mm	3000mm	3500mm	2600mm	Renk			
			V.4617.0107	V.4617.0207	V.4617.0307	V.4617.0407	White / RAL9016			
			V.4617.0108	V.4617.0208	V.4617.0308	V.4617.0408	Brown / RAL 8022			
			V.4617.0110	V.4617.0210	V.4617.0310	V.4617.0410	Silver			
			V.4617.0116	V.4617.0216	V.4617.0316	V.4617.0416	Black / RAL 9005			
			V.4607.3L07 - V.4607.3R07				White / RAL9016			
			V.4607.3L08 - V.4607.3R08				Brown / RAL 8022			
			V.4607.3L10 - V.4607.3R10				Silver			
			V.4607.3L16 - V.4607.3R16				Black / RAL 9005			
			V.4607.3L32 - V.4607.3R32				Anthracite Grey / RAL 7016			
30ca	PTS Bogie Covers (Aluminium)	1 Qty L/R	V.4601.1002				Zinc			
			V.4601.1016				Black			
30d	PTS Guide Block	1 Qty	V.4601.2302				Zinc			
30e	Buffer for Bottom Rail	1 Qty	V.4601.2316				Black			
30f	Cover Fillet Support	1 Qty	V.4601.1415				All colors			
30g	Support Block	1 Qty	V.4601.1015				All colors			
			T.4601.0107				White / RAL 9016			
			T.4601.0108				Brown / RAL 8022			
			T.4601.0110				Silver			
			T.4601.0116				Black / RAL 9005			
			T.4601.0132				Anthracite Grey / RAL 7016			
30i	Buffer for Top	1 Qty	V.4601.2402				All colors			
			V.4601.2607				White / RAL9016			
30j	Guiding Rail Cover	2 Qty	V.4601.2608				Brown / RAL 8022			
			V.4601.2610				Silver			
			V.4601.2632				Anthracite Grey / RAL 7016			
			V.4607.0L07 - V.4607.0R07				White / RAL9016			
			V.4607.0L08 - V.4607.0R08				Brown / RAL 8022			
			V.4607.0L10 - V.4607.0R10				Silver			
			V.4607.0L16 - V.4607.0R16				Black / RAL 9005			
			V.4607.0L32 - V.4607.0R32				Anthracite Grey / RAL 7016			
			V.4609.4003	V.4609.4103	V.4609.4203	V.4609.4303	Silver			
30l	Stay Guide Cover Profile (Aluminium)	1 Qty	V.4609.4007	V.4609.4107	V.4609.4207	V.4609.4307	White / RAL9016			
			V.4609.4008	V.4609.4108	V.4609.4208	V.4609.4308	Brown / RAL 8022			
			V.4609.4016	V.4609.4116	V.4609.4216	V.4609.4316	Black / RAL 9005			
30s	Support Block (Aluminium)	1 Qty	V.4607.1415				All colors			
			V.4601.1103	V.4601.1203	V.4601.1303	V.4601.1403	Silver EV1 / EV6			
31a	Running Rail	1 Qty	V.4601.1108	V.4601.1208	V.4601.1308	V.4601.1408	Brown M2			
			V.4601.1116	V.4601.1216	V.4601.1316	V.4601.1416	Black / RAL 9005			
31b	Guiding Rail	1 Qty	V.4601.0403	V.4601.0503	V.4601.0603	V.4601.2003	Silver EV1 / EV6			
			V.4601.0408	V.4601.0508	V.4601.0608	V.4601.2008	Brown M2			
			V.4601.0707	V.4601.0807	V.4601.0907	V.4601.2107	White / RAL9016			
			V.4601.0708	V.4601.0808	V.4601.0908	V.4601.2108	Brown / RAL 8022			
31c	Screw Cover Profile	1 Qty	V.4601.0710	V.4601.0810	V.4601.0910	V.4601.2110	Silver			
			V.4601.0716	V.4601.0816	V.4601.0916	V.4601.2116	Black / RAL 9005			
			V.4601.0732	V.4601.0832	V.4601.0932	V.4601.2132	Anthracite Grey / RAL 7016			
			V.4607.3003	V.4607.3103	V.4607.3203	V.4607.3303	Silver EV1 / EV6			
			V.4607.3007	V.4607.3107	V.4607.3207	V.4607.3307	White / RAL9016			
			V.4607.3008	V.4607.3108	V.4607.3208	V.4607.3308	Brown / RAL 8022			
			V.4607.3016	V.4607.3116	V.4607.3216	V.4607.3316	Black / RAL 9005			
			V.4607.3032	V.4607.3132	V.4607.3232	V.4607.3332	Anthracite Grey / RAL 7016			
31e	Connection Rod	1 Qty	V.4601.1102	V.4601.1202	V.4601.1302	V.4601.1402	All colors			
31f	PTS Stay	1 Qty	V.4609.0102	V.4609.0202	V.4609.0402	V.4609.0502	All colors			
31ga	Guiding Stay Rail (Aluminium)	1 Qty	V.4607.1103	V.4607.1203	V.4607.1303	V.4607.1503	All colors			
31h	PTS Screw Set(Aluminium)	4 Qty	V.4607.5002				All colors			

Parallel Tilt&Slide Double Sash (Euro Groove)



130 Kg Handle Transmitter System

30j	PTS Guiding Rail Side Cover	page 215	76b	Aluminium Paralel Sliding Striker	page 215
31c	Screw Cover Profile	page 215	30f	Cover Fillet Support	page 215
31b	Guiding Rail	page 215	30s	Support Block (Aluminium)	page 215
31h	PTS Screw Set	page 217	30g	Support Block	page 215
30ka	Stay Guide Cover (Aluminium)	page 217	31e	Connection Rod	page 215
31f	PTS Stay	page 215	30a	PTS Master Bogie	page 215
31ga	PTS Guide (Aluminium)	page 217	30n	PTS Bogie Packers (Aluminium)	page 217
30l	Stay Guide Cover Profile (Aluminium)	page 217	31d	PTS Guide Block	page 215
70a	Corner Slider Set	page 125	31a	Running Rail	page 217
72b	Supplementary Locking Set	page 153	30b	PTS Slave Bogie	page 215
73	Striker	page 125	31da	Cover Profile (Aluminium)	page 217
30h	PTS Handle	page 215	30e	Buffer for Bottom Rail	page 215
76a	Aluminium PTS Tij Set	page 215	30i	Buffer For Top	page 215



Range of Use

Sash Rectangular Width	600-1600 mm
Sash Rectangular Height	700-2400 mm
Sash Weight	maks. 130 kg

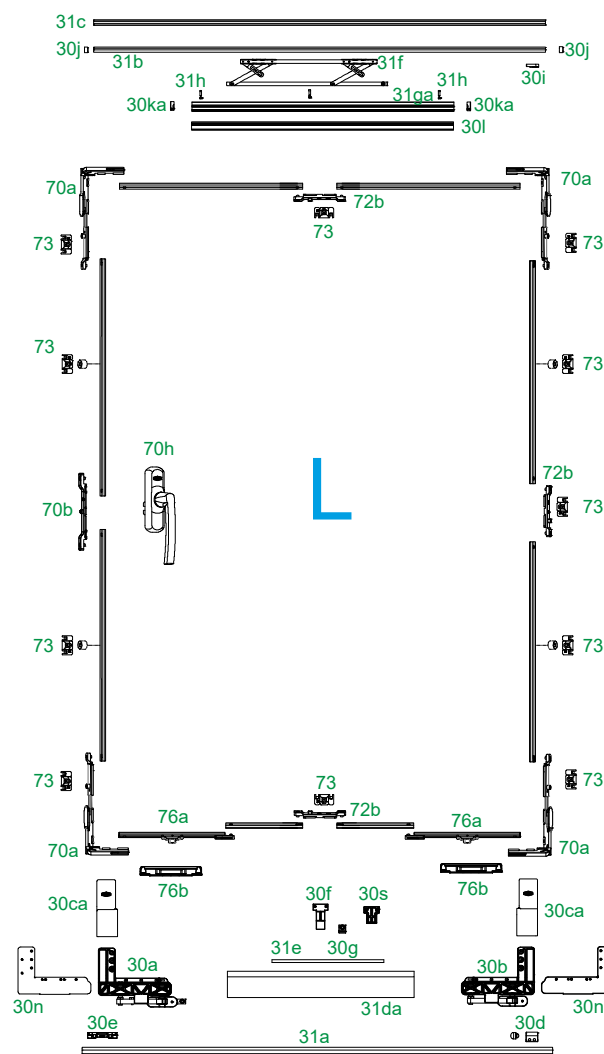
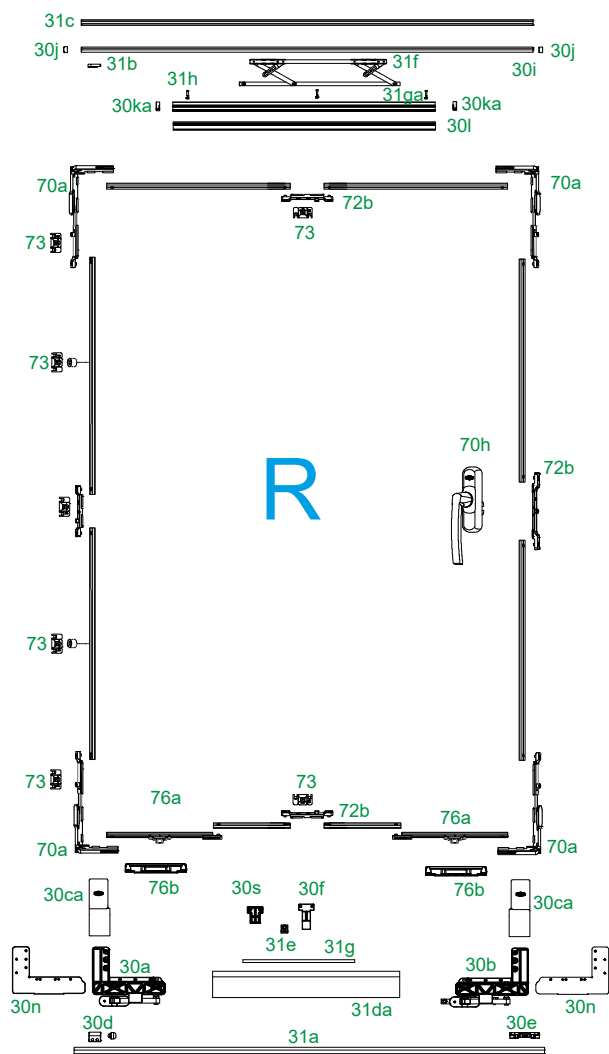
Parallel Tilt&Slide Double Sash (Euro Groove)



130 Kg Kollu System

30j	PTS Guiding Rail Side Cover	page 215
31c	Screw Cover Profile	page 215
31b	Guiding Rail	page 215
31h	PTS Screw Set	page 217
30ka	Stay Guide Cover (Aluminium)	page 217
31f	PTS Stay	page 215
31ga	PTS Guide (Aluminium)	page 217
30l	Stay Guide Cover Profile (Aluminium)	page 217
70a	Corner Slider Set	page 125
72b	Supplementary Locking Set	page 153
73	Striker	page 125
70h	Axial Handle	page 128
30h	PTS Handle	page 215
76a	Aluminium PTS Tij Set	page 215

76b	Aluminium Paralel Sliding Striker	page 215
30f	Cover Fillet Support	page 215
30s	Support Block (Aluminium)	page 215
30g	Support Block	page 215
31e	Connection Rod	page 215
30a	PTS Master Bogie	page 215
30n	PTS Bogie Packers (Aluminium)	page 217
31d	PTS Guide Block	page 215
31a	Running Rail	page 217
30b	PTS Slave Bogie	page 215
31da	Cover Profile (Aluminium)	page 217
30e	Buffer for Bottom Rail	page 215
30i	Buffer For Top	page 215



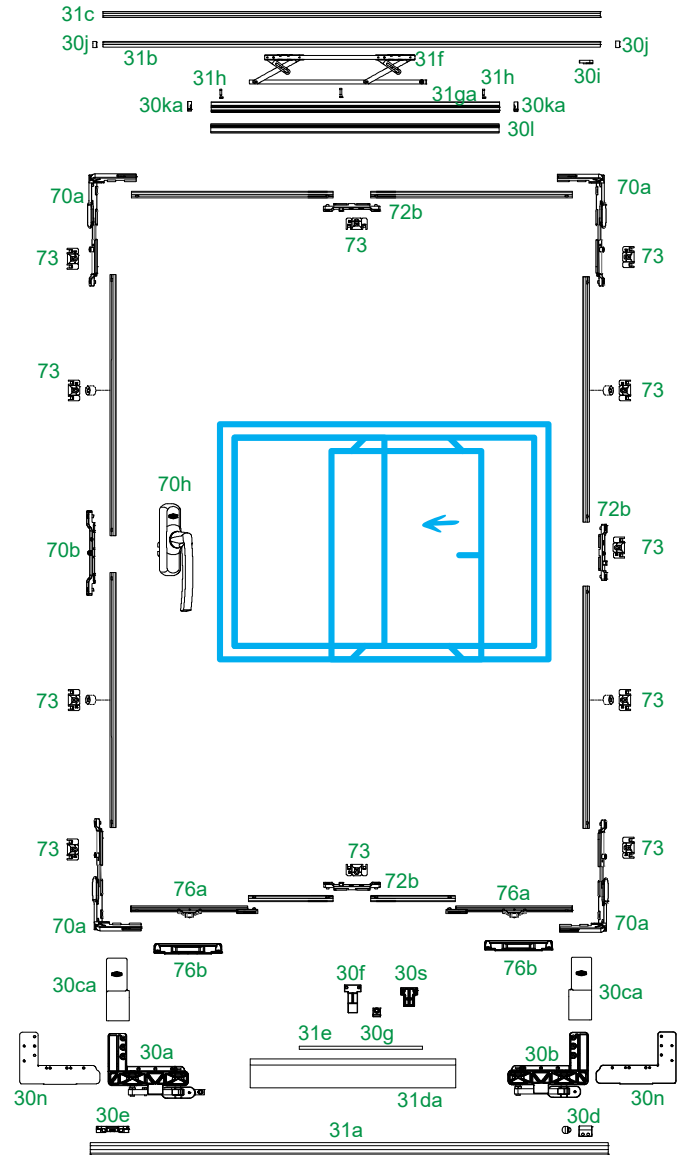
Range of Use

Sash Rectangular Width	600-1600 mm
Sash Rectangular Height	700-2400 mm
Sash Weight	maks. 130 kg

Parallel Tilt&Slide Tek Sash (Euro Groove)

130 Kg Kollu System

30j	PTS Guiding Rail Side Cover	page 215
31c	Screw Cover Profile	page 215
31b	Guiding Rail	page 215
31h	PTS Screw Set	page 217
30ka	Stay Guide Cover (Aluminium)	page 217
31f	PTS Stay	page 215
31ga	PTS Guide (Aluminium)	page 217
30l	Stay Guide Cover Profile (Aluminium)	page 217
70a	Corner Slider Set	page 125
72b	Supplementary Locking Set	page 153
73	Striker	page 125
70h	Axial Handle	page 128
30h	PTS Handle	page 215
76a	Aluminium PTS Tij Set	page 215
76b	Aluminium Paralel Sliding Striker	page 215
30f	Cover Fillet Support	page 215
30s	Support Block (Aluminium)	page 215
30g	Support Block	page 215
31e	Connection Rod	page 215
30a	PTS Master Bogie	page 215
30n	PTS Bogie Packers (Aluminium)	page 217
31d	PTS Guide Block	page 215
31a	Running Rail	page 217
30b	PTS Slave Bogie	page 215
31da	Cover Profile (Aluminium)	page 217
30e	Buffer for Bottom Rail	page 215
30i	Buffer For Top	page 215



Range of Use

Sash Rectangular Width	600-1600 mm
Sash Rectangular Height	700-2400 mm
Sash Weight	maks. 130 kg

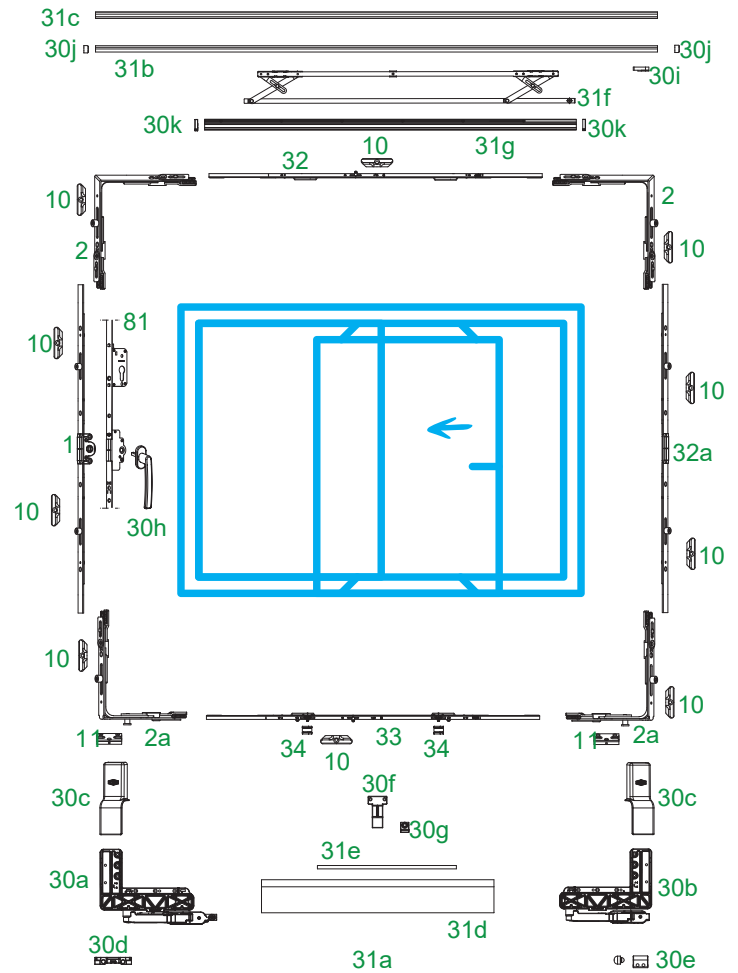
Parallel Tilt&Slide System Components

Parallel Tilt&Slide System

PVC Application Contents

Horizontal		Sash Rectangular Width	600-850	850-1100	1100-1350	1350-1600
32	Connection Gear		V.4606.0102	V.4606.0202	V.4606.0302	V.4606.0402
33	PTS Automatic Gears		V.4605.0102	V.4605.0202	V.4605.0302	V.4605.0402
2	Corner Slider		V.0601.0102			
2a	Security Corner Slider		V.0605.0102			
34	Parallel Sliding Striker		V.4604.0102			
10	Striker		According to Profile			
11	Security Striker		According to Profile			

Vertical	Sash Rectangular Width	1 T&T Gear	32a Connection Gear [Vertical]
	450-700	V.0202.0102	V.0207.0102
	700-1200	V.0202.0202	V.0207.0202
	900-1400	V.0202.0302	V.0207.0302
	1200-1700	V.0202.0402	V.0207.0402
	1700-2200	V.0202.0502	V.0207.0502
	800-600	V.0202.0602	V.0207.0602
	950-1450	V.0202.0702	V.0207.0702
	1900-2400	V.0202.0802	V.0207.0802



Parallel Tilt&Slide System

PVC Application Packing & Contents



Set 1			Left (L)	Right (R)
30a	PTS Master Bogie	1 Qty	V.4612.0L02	V.4612.0R02
30b	PTS Slave Bogie	1 Qty	V.4609.1L02	V.4609.1R02
			V.4609.2L02	V.4609.2R02

Rail Length					Color
2000 mm	3000 mm	3500 mm	2600 mm		
600 - 900	901-1350	1351-1600	800-1150		
V.4613.0107	V.4613.0207	V.4613.0307	V.4613.0407	White / RAL 9016	
V.4613.0108	V.4613.0208	V.4613.0308	V.4613.0408	Brown / RAL 8022	
V.4613.0110	V.4613.0210	V.4613.0310	V.4613.0410	Silver	
V.4613.0116	V.4613.0216	V.4613.0316	V.4613.0416	Black / RAL 9005	
V.4613.0119	V.4613.0219	V.4613.0319	V.4613.0419	Cream / RAL 1013	
V.4613.0132	V.4613.0232	V.4613.0332	V.4613.0432	Anthracite Grey/ RAL 7016	

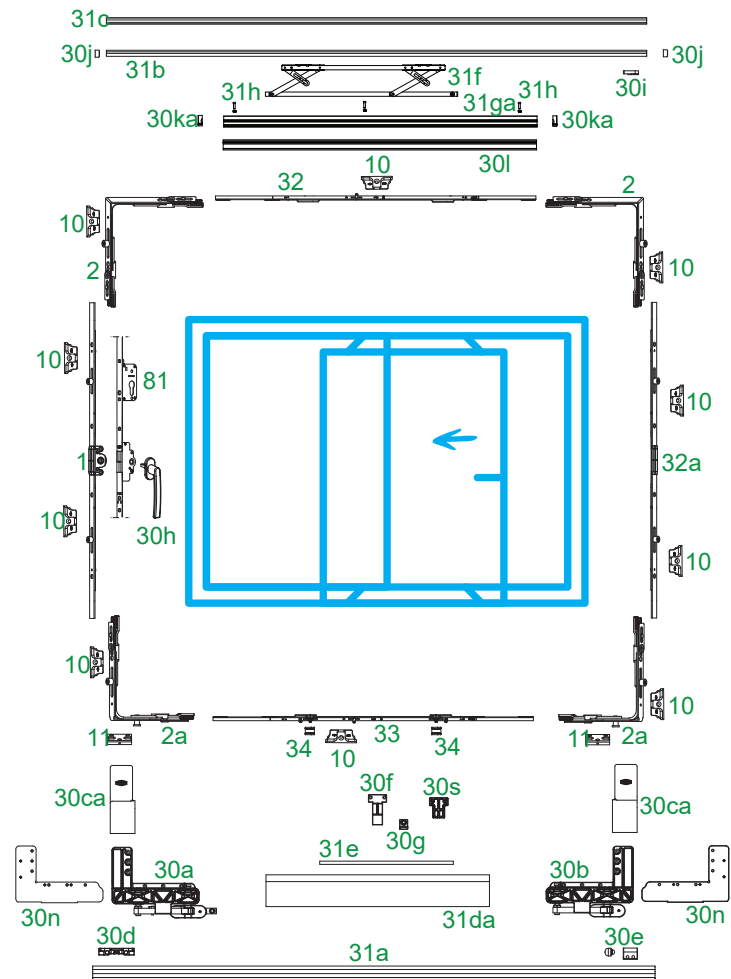
30c	PTS Bogie Covers	1 Set L/R	V.4601.3L07 - V.4601.3R07				White / RAL 9016
			V.4601.3L08 - V.4601.3R08				Brown / RAL 8022
			V.4601.3L10 - V.4601.3R10				Silver
			V.4601.3L16 - V.4601.3R16				Black / RAL 9005
			V.4601.3L19 - V.4601.3R19				Cream / RAL 1013
			V.4601.3L32 - V.4601.3R32				Anthracite Grey/ RAL 7016
30d	PTS Guide Block	1 Qty	V.4601.1002				Zinc
			V.4601.1016				Black
30e	Амортизатор нижней шины	1 Qty	V.4601.2302				Zinc
			V.4601.2316				Black
30f	Опора накладки ведущей шины	1 Qty	V.4601.1415				All colors
30g	Опора тяги	1 Qty	V.4601.1015				All colors
30h	Ручка	1 Qty	T.4601.0107				White / RAL 9016
			T.4601.0108				Brown / RAL 8022
			T.4601.0110				Silver
			T.4601.0116				Black / RAL 9005
			T.4601.0132				Anthracite Grey/ RAL 7016
			T.4601.0119				Cream / RAL 1013
30i	Стопор верхний	1 Qty	V.4601.2402				All colors
30j	Guiding Rail Cover	2 Qty	V.4601.2607				White / RAL 9016
			V.4601.2608				Brown / RAL 8022
			V.4601.2610				Silver
			V.4601.2616				Black / RAL 9005
			V.4601.2619				Cream / RAL 1013
			V.4601.2632				Anthracite Grey/ RAL 7016
30k	Stay Guide Cover	1 set L/R	V.4609.0L07 - V.4609.0R07				White / RAL9016
			V.4609.0L08 - V.4609.0R08				Brown / RAL 8022
			V.4609.0L10 - V.4609.0R10				Silver
			V.4609.0L16 - V.4609.0R16				Black / RAL 9005
			V.4609.0L19 - V.4609.0R19				Cream / RAL 1013
			V.4609.0L32 - V.4609.0R32				Anthracite Grey/ RAL 7016
31a	Running Rail	1 Qty	V.4601.1103	V.4601.1203	V.4601.1303	V.4601.1403	Silver EV1 / EV6
			V.4601.1108	V.4601.1208	V.4601.1308	V.4601.1408	Brown M2
			V.4601.1116	V.4601.1216	V.4601.1316	V.4601.1416	Black M3
			V.4601.0403	V.4601.0503	V.4601.0603	V.4601.2003	Silver EV1 / EV6
31b	Guiding Rail	1 Qty	V.4601.0408	V.4601.0508	V.4601.0608	V.4601.2008	Brown M2
			V.4601.0416	V.4601.0516	V.4601.0616	V.4601.2016	Black / RAL 9005
			V.4601.0707	V.4601.0807	V.4601.0907	V.4601.2107	White / RAL 9016
31c	Screw Cover Profile	1 Qty	V.4601.0708	V.4601.0808	V.4601.0908	V.4601.2108	Brown / RAL 8022
			V.4601.0716	V.4601.0816	V.4601.0916	V.4601.2116	Black / RAL 9005
			V.4601.0732	V.4601.0832	V.4601.0932	V.4601.2132	Anthracite Grey/ RAL 7016
			V.4601.3003	V.4601.3103	V.4601.3203	V.4601.3303	Silver EV1 / EV6
31d	Cover Profile	1 Qty	V.4601.3007	V.4601.3107	V.4601.3207	V.4601.3307	White / RAL 9016
			V.4601.3008	V.4601.3108	V.4601.3208	V.4601.3308	Brown / RAL 8022
			V.4601.3016	V.4601.3116	V.4601.3216	V.4601.3316	Black / RAL 9005
			V.4601.3032	V.4601.3132	V.4601.3232	V.4601.3332	Anthracite Grey/ RAL 7016
			V.4601.1102	V.4601.1202	V.4601.1302	V.4601.1402	All colors
31e	Connection Rod	1 Qty	V.4601.1102	V.4601.1202	V.4601.1302	V.4601.1402	All colors
31f	PTS Stay	1 Qty	V.4609.0102	V.4609.0202	V.4609.0402	V.4609.0502	All colors
31g	Guiding Stay Rail	1 Qty	V.4609.1103	V.4609.1203	V.4609.1403	V.4609.1503	Silver EV1 / EV6
			V.4609.1107	V.4609.1207	V.4609.1407	V.4609.1507	White / RAL 9016
			V.4609.1108	V.4609.1208	V.4609.1408	V.4609.1508	Brown / RAL 8022
			V.4609.1116	V.4609.1216	V.4609.1416	V.4609.1516	Black / RAL 9005
			V.4609.1132	V.4609.1232	V.4609.1432	V.4609.1532	Anthracite Grey/ RAL 7016

Parallel Tilt&Slide System

Aluminium Appliaction Contents

По горизонтали		Sash Rectangular Width	600-850	850-1100	1100-1350	1350-1600
32	Connection Gear		V.4606.0102	V.4606.0202	V.4606.0302	V.4606.0402
33	PTS Automatic Gears		V.4605.0102	V.4605.0202	V.4605.0302	V.4605.0402
2	Corner Slider		V.0601.0102			
2a	Security Corner Slider		V.0605.0102			
34	Parallel Sliding Striker		V.4604.0102			
10	Striker		According to Profile			
11	Security Striker		According to Profile			

Horizontal	Sash Rectangular Width	1 T&T Gear	32a Connection Gear (Vertical)
	450-700	V.0202.0102	V.0207.0102
700-1200	V.0202.0202	V.0207.0202	
900-1400	V.0202.0302	V.0207.0302	
1200-1700	V.0202.0402	V.0207.0402	
1700-2200	V.0202.0502	V.0207.0502	
800-600	V.0202.0602	V.0207.0602	
950-1450	V.0202.0702	V.0207.0702	
1900-2400	V.0202.0802	V.0207.0802	



Parallel Tilt&Slide System




Aluminium Appliaction Packing & Contents

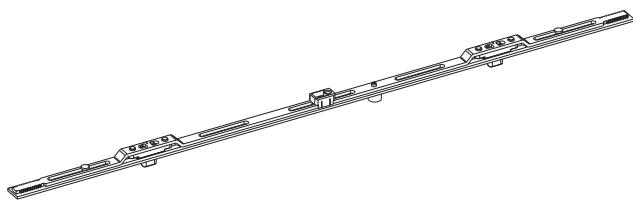
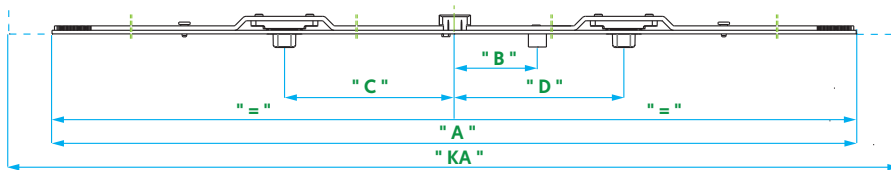


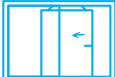



Set 1			Left [L]	Right [R]			
			V.4614.0L02	V.4614.0R02			
30a	PTS Master Bogie	1Qty	V.4609.1L02	V.4609.1R02			
30b	PTS Slave Bogie	1Qty	V.4609.2L02	V.4609.2R02			
30n	Bogie Planch (Aluminium)	1 Set L/R	V.4607.0L15 / V.4607.0R15				
Set 2			Rail Length				
			2000 mm	3000 mm	3500 mm	2600 mm	Color
			600 - 900	901-1350	1351-1600	800-1150	
			V.4615.0107	V.4615.0207	V.4615.0307	V.4615.0407	White / RAL9016
			V.4615.0108	V.4615.0208	V.4615.0308	V.4615.0408	Brown / RAL 8022
			V.4615.0110	V.4615.0210	V.4615.0310	V.4615.0410	Silver
			V.4615.0116	V.4615.0216	V.4615.0316	V.4615.0416	Black / RAL 9205
			V.4607.3L07 - V.4607.3R07				White / RAL9016
			V.4607.3L08 - V.4607.3R08				Brown / RAL 8022
			V.4607.3L10 - V.4607.3R10				Silver
			V.4607.3L16 - V.4607.3R16				Black / RAL 9205
			V.4607.3L32 - V.4607.3R32				Anthracite Grey/ RAL 7016
			V.4601.1002				Zinc
			V.4601.1016				Black / RAL 9205
30d	PTS Guide Block	1Qty	V.4601.1007				White / RAL9016
			V.4601.2302				Zinc
			V.4601.2316				Black / RAL 9205
30e	Buffer for Bottom Rail	1Qty	V.4601.2307				White / RAL9016
30f	Cover Fillet Support	1Qty	V.4601.1415				All colors
30g	Support Block	1Qty	V.4601.1015				All colors
			T.4601.0107				White / RAL9016
			T.4601.0108				Brown RAL 8077
			T.4601.0132				Anthracite Grey/ RAL 7016
			T.4601.0116				Black / RAL 9205
			T.4601.0110				Silver
30i	Buffer for Top	1Qty	V.4601.2402				All colors
			V.4601.2607				White / RAL9016
			V.4601.2608				Brown / RAL 8022
			V.4601.2610				Silver
			V.4601.2616				Black / RAL 9205
			V.4607.0L07 - V.4607.0R07				White / RAL9016
			V.4607.0L08 - V.4607.0R08				Brown / RAL 8022
			V.4607.0L10 - V.4607.0R10				Silver
			V.4607.0L16 - V.4607.0R16				Black / RAL 9205
30ka	Stay Guide Cover (Aluminium)	1set L/ R	V.4609.4003	V.4609.4103	V.4609.4203	V.4609.4303	Silver
			V.4609.4007	V.4609.4107	V.4609.4207	V.4609.4307	White / RAL9016
			V.4609.4008	V.4609.4108	V.4609.4208	V.4609.4308	Brown / RAL 8022
			V.4609.4016	V.4609.4116	V.4609.4216	V.4609.4316	Black / RAL 9205
30l	Stay Guide Cover Profile (Aluminium)	1Qty	V.4601.4L15 - V.4601.4R15				All colors
30n	PDS Bogie Support Packers (Aluminum)	1Qty	V.4607.1415				All colors
30s	Support Block (Aluminium)	1Qty	V.4607.1415				All colors
31a	Running Rail	1Qty	V.4601.1103	V.4601.1203	V.4601.1303	V.4601.1403	Silver EV1 / EV6
			V.4601.1108	V.4601.1208	V.4601.1308	V.4601.1408	Brown M2
			V.4601.1116	V.4601.1216	V.4601.1316	V.4601.1416	Black / RAL 9205
			V.4601.0403	V.4601.0503	V.4601.0603	V.4601.2003	Silver EV1 / EV6
			V.4601.0408	V.4601.0508	V.4601.0608	V.4601.2008	Brown
			V.4601.0416	V.4601.0516	V.4601.0616	V.4601.2016	Black / RAL 9205
			V.4601.0707	V.4601.0807	V.4601.0907	V.4601.2107	White / RAL9016
			V.4601.0708	V.4601.0808	V.4601.0908	V.4601.2108	Brown / RAL 8022
			V.4601.0710	V.4601.0810	V.4601.0910	V.4601.2110	Silver
			V.4601.0716	V.4601.0816	V.4601.0916	V.4601.2116	Black / RAL 9205
			V.4601.0732	V.4601.0832	V.4601.0932	V.4601.2132	Anthracite Grey/ RAL 7016
			V.4607.3003	V.4607.3103	V.4607.3203	V.4607.3303	Silver EV1 / EV6
			V.4607.3007	V.4607.3107	V.4607.3207	V.4607.3307	White / RAL9016
			V.4607.3008	V.4607.3108	V.4607.3208	V.4607.3308	Brown / RAL 8022
			V.4607.3016	V.4607.3116	V.4607.3216	V.4607.3316	Black / RAL 9205
			V.4607.3032	V.4607.3132	V.4607.3232	V.4607.3332	Anthracite Grey/ RAL 7016
31e	Connection Rod	1Qty	V.4601.1102	V.4601.1202	V.4601.1302	V.4601.1402	All colors
31f	PTS Stay	1Qty	V.4609.0102	V.4609.0202	V.4609.0402	V.4609.0502	All colors
31ga	Guiding Rail (Aluminum)	1Qty	V.4607.1103	V.4607.1203	V.4607.1403	V.4607.1503	All colors
31h	PTS Screw Set (Aluminum)	4 Qty	V.4607.5002				All colors

Parallel Tilt&Slide System

PTS Automatic Gears

Article Code	Article	Qty	'KA' (mm)	'A' (mm)	'B' (mm)	'C' (mm)	'D' (mm)			
V.4605.0102	PTS Automatic Gears	10	650-850	530	50	102	102	-	2	2
V.4605.0202	PTS Automatic Gears	10	850-1100	840	50	166	166	1	2	5
V.4605.0302	PTS Automatic Gears	10	1100-1350	1090	50	291	291	1	2	5
V.4605.0402	PTS Automatic Gears	10	1350-1600	1340	50	416	416	1	2	5






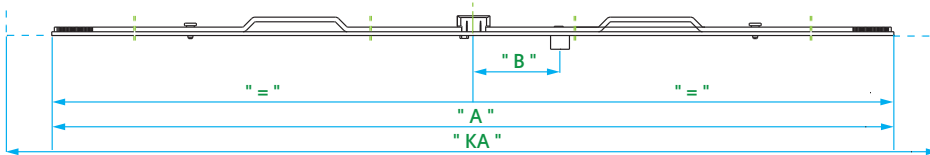
PVC	✓		
Timber	✓		
Aluminium	✓		

Parallel Tilt&Slide System



Connection Gear



Article Code	Article	Qty	'KA' [mm]	'A' [mm]	'B' [mm]		
V.4606.0102	PTS Connection Gear	10	650-850	590	50	-	2
V.4606.0202	PTS Connection Gear	10	850-1100	840	50	1	5
V.4606.0302	PTS Connection Gear	10	1100-1350	1090	50	1	5
V.4606.0402	PTS Connection Gear	10	1350-1600	1340	50	1	5

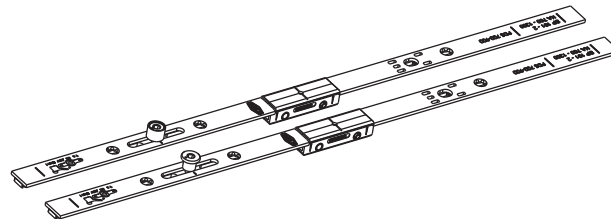
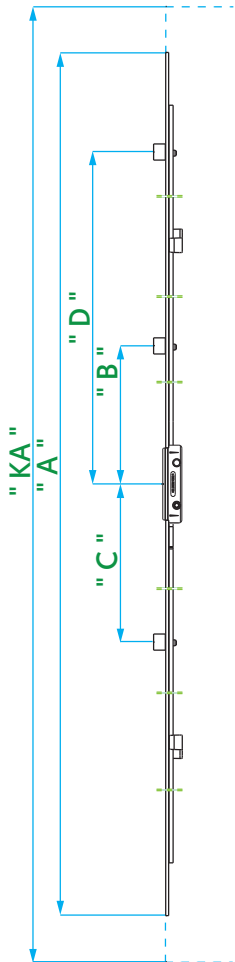


PVC	✓		
Timber	✓		
Aluminium	✓		

Parallel Tilt&Slide System

Connection Gear

Article Code RC	Article Code SC	Article	Qty	'KA' [mm]	'A' [mm]	'B' [mm]	'C' [mm]	'D' [mm]		
V.0207.0102	-	PTS Connection Gear	10	450-700	400	-	-	-	-	-
V.0207.0202	V.0208.0202	PTS Connection Gear	10	700-1200	900	111	-	-	1	3
V.0207.0302	V.0208.0302	PTS Connection Gear	10	900-1400	1100	111	-	-	1	4
V.0207.0402	V.0208.0402	PTS Connection Gear	10	1200-1700	1400	250	250	-	2	6
V.0207.0502	V.0208.0502	PTS Connection Gear	10	1700-2200	1900	350	350	-	2	6
V.0207.0602	-	PTS Connection Gear	10	600-800	500	-	-	-	-	2
V.0207.0702	V.0208.0702	PTS Connection Gear	10	950-1450	1150	111	-	-	1	4
V.0207.0802	V.0208.0802	PTS Connection Gear	10	1900-2400	2150	238	447	700	3	10



- PVC ✓
- Timber ✓
- Aluminium ✓



